

Throw Line Kit

1. INTRODUCTION / USERS

Congratulation! You have just purchased a **Throw Line Kit** produced by Inshore Safety. This is an innovative accessory, designed to assist amateur water rescue. No tools or special skills are required to use the product. The product can be used by any consumer who is able to understand the instructions and physically carry out them.

2. SAFETY ADVICE



- Read the instructions carefully before using the product!
- Keep a hard copy of the instructions in a safe place! If you pass the product on to someone else, make sure you pass all the documentation with it.
- None of these instructions substitute or override the official navigational safety instructions or good seamanship practices.
- The product is NOT a substitute for a personal flotation device! It is only a supplement to throwable flotation devices.
- Although the product makes amateur water rescue easier, it does NOT guarantee victim's survival!

⚠ WARNING







Keep the product away from heat sources! High temperatures will melt parts which will then no longer be able to perform their functions. High temperature components can emit irritating or toxic fumes.

3. TECHNICAL DATA



Dimensions of one piece: approx. 50cm x 30cm x 8cm. Weight: approx. 1100g.

4. SCOPE OF DELIVERY / DISPOSAL

Product:

Description	Pcs	Raw material	Recycling symbol
Carabiner frame	2	Aluminum	
Wire gate	2	Steel	
Buoyancy foam	2	LDPE	
UV protective cover	2	LDPE	
Rope	1	HDPE	
Plastic handle	1	PP	

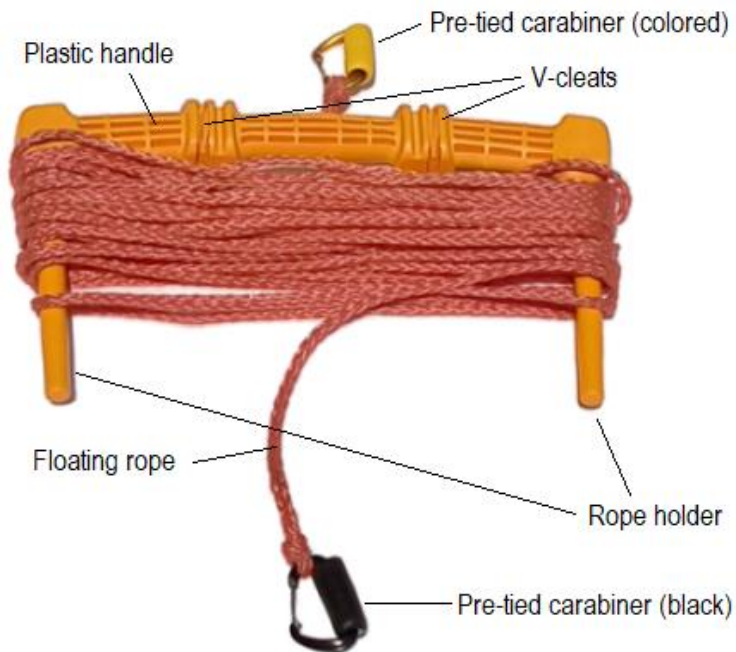
Packaging:

Description	Pcs	Raw material	Recycling symbol
Poly bag	1	LDPE	
Instruction	1	Paper	

 Learn about local waste management rules!

The product only has an impact on the environment as recyclable waste after its useful life. End-of-life parts shall be disposed of in accordance with the recycling symbols and local regulations in force.

5. PARTS OF THE PRODUCT



6. USE OF THE PRODUCT

The product is designed for water rescue of people and lighter equipment (max. working load 250kg/550lbs). The product is ready for use immediately after unpacking.

Secure the rope to a fixed point using the black carabiner at the end of the floating rope. If you are unable to do so, attach it to yourself. Pull off the rope bundle from the rope holder and drop it to a place where the rope can run freely (e.g. on the ground or in the water). Throw the handle towards the person to be rescued. If the throw is not adequate, pull back the handle and coil the rope onto the holder in a figure of eight so that the successive loops are top of each other. Repeat the throwing procedure. If the throw is successful, the victim is able to notice the handle in the water and can safely grab it or attach a floating device to the colored carabiner. Pull the victim towards yourself until the victim can be grabbed by hand and help him/her to be safety. The rope can also help to lift the victim on board.



- Always keep the rope coiled in order to be used immediately if necessary.
- The product can float on the water by itself or connected to floating objects. Non-floating objects can pull it under water!

NOTICE! Due to UV radiation, the color of the product may change.

7. MAINTENANCE

⚠ WARNING Risk of a defective or improperly maintained product!

- Keep the parts clean! Sticky dirt can hinder or prevent proper use of the product.
- Avoid using strong solvents or sharp tools for cleaning and do not use a pressure washer or washing machine! These can damage the product.
- Visually inspect the product after each use! In case of visible wear or damage to any part of the product, the product shall no longer be used and shall be replaced.
- Allow the product to dry before packing away! This will prevent mold, odors and color changes.

The product requires no special maintenance, only cleaning in case of contamination. Remove dirt with a soft sponge. Use clean fresh water or mild detergents. After use in salt water, rinse the product with fresh water.

8. WARRANTY

In the event of product defect, you have legal rights against the retailer of this product. Your legal rights are not limited in any way by our warranty. The warranty for this product is 1 year. The warranty period begins on the date of purchase. Please keep the original sales receipt in a safe location. This document is required as your proof of purchase. Should this product show any fault in materials or manufacture within 1 year from the date of purchase, we will repair or replace it – at our choice – free of charge to you. This warranty becomes void if the product has been damaged, or used or maintained improperly. The warranty applies to defects in material or manufacture. This warranty does not cover product parts subject to normal wear, thus possibly considered consumables.